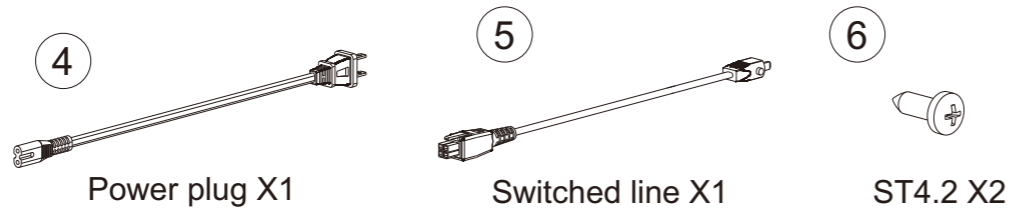
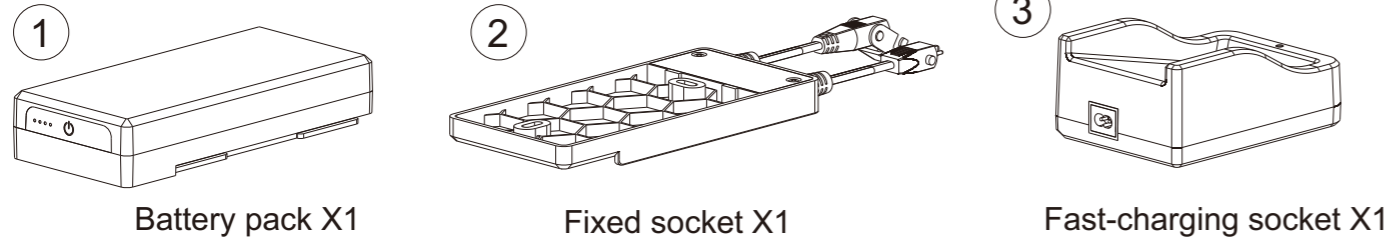
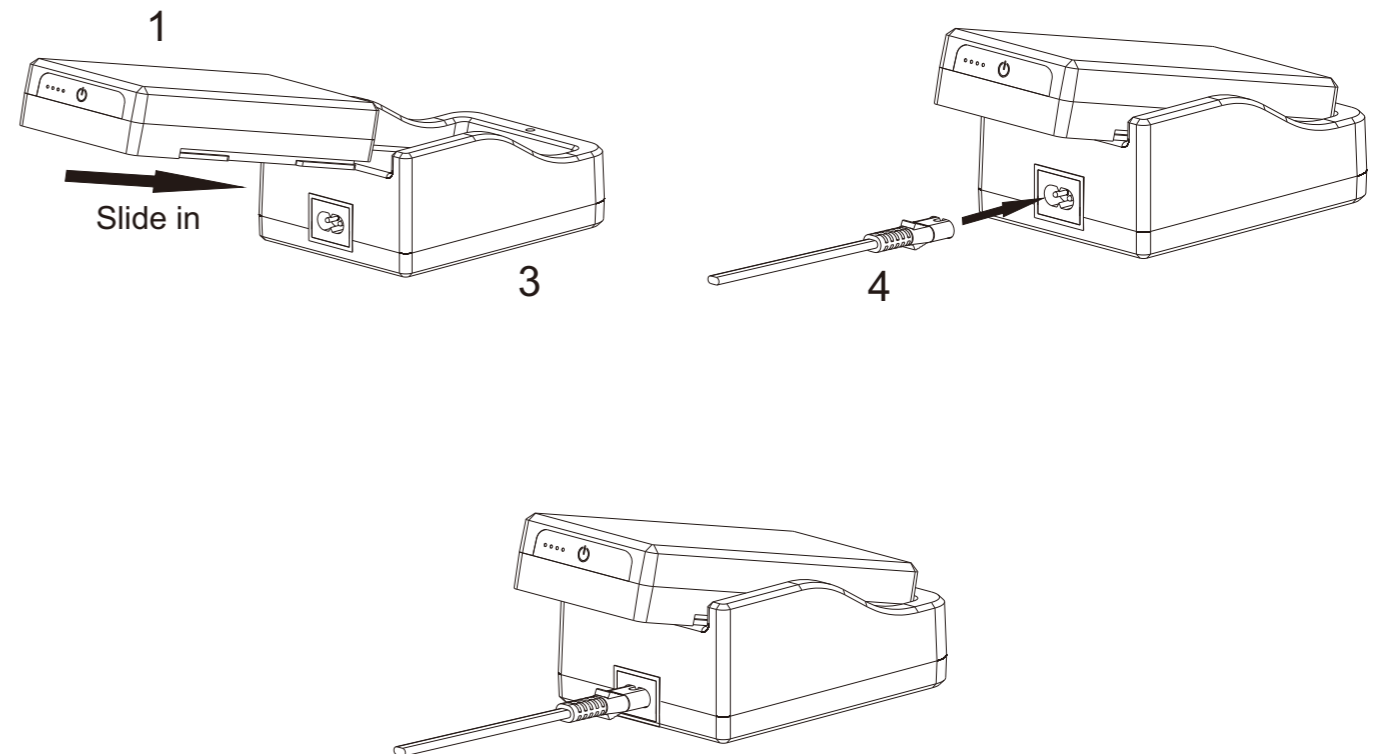


Item No.: PB02

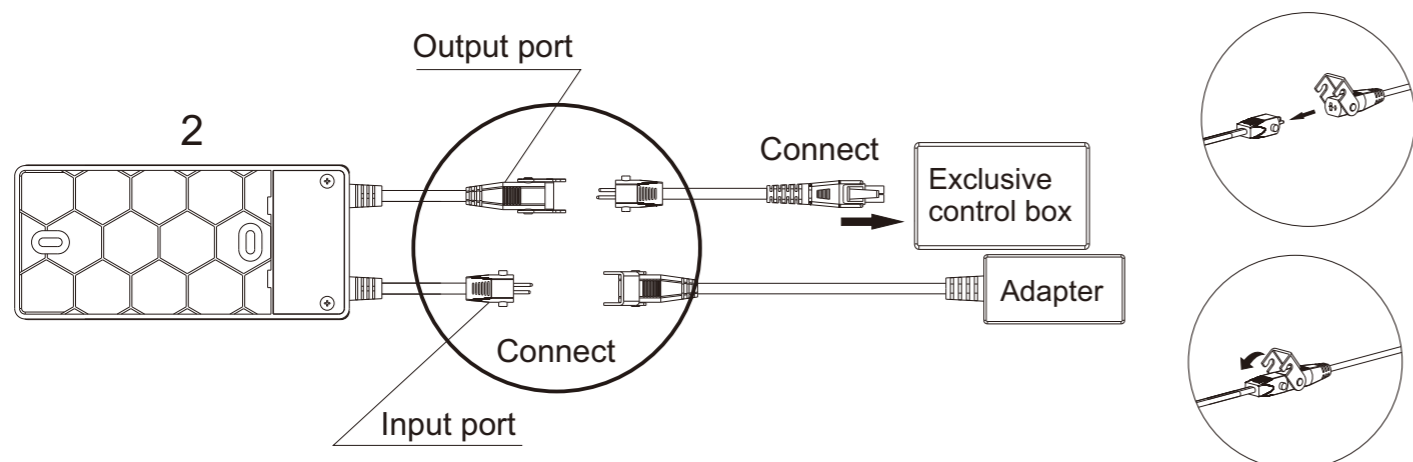
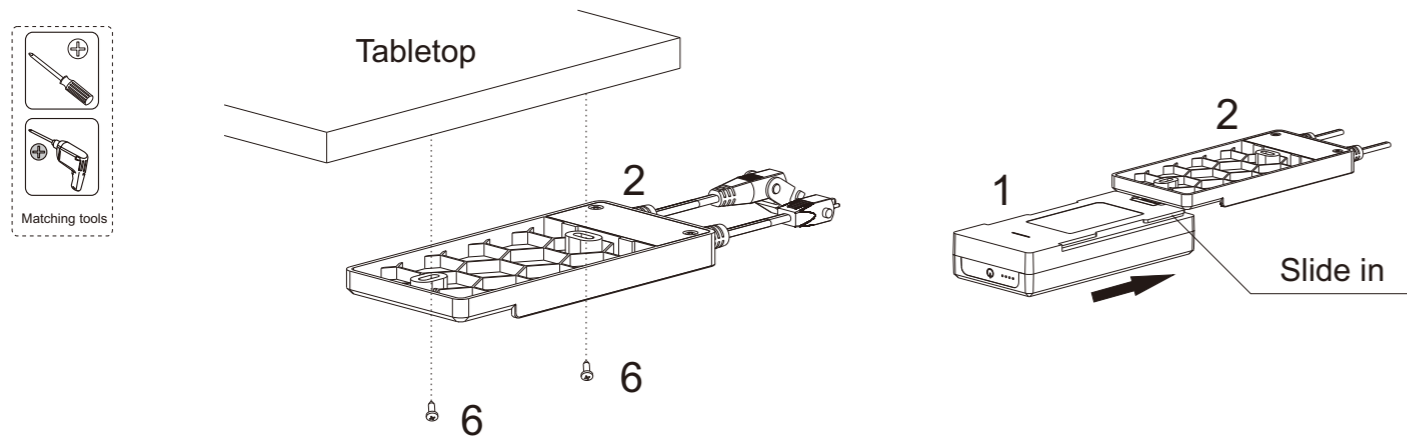
Installation guide



Install the fast-charging socket



Install the fixed socket



Operating Instructions

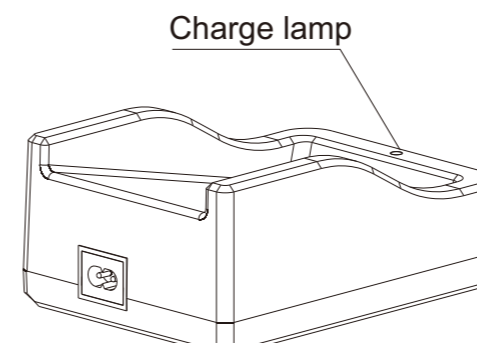
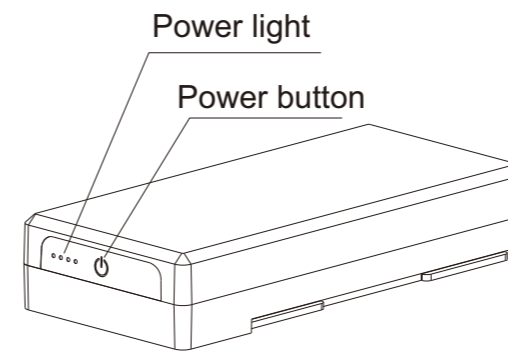
1: When the battery pack is being charged, the power light of the fast-charging socket shows a red light, and when the battery pack is full, the power light of the fast-charging socket shows a green light.

Battery Pack Specifications

Rated Output Voltage: 25.2VDC
 Battery Capacity: 2200mAh
 Charge Voltage: 29-31VDC
 Rated Output Current: 3ADC
 Maximum Output Current: 5ADC
 Battery Material: Lithium Battery

Fast-Charging Socket Specifications

Input Voltage: 100-240VAC, 50/60Hz, 1.4A
 Output Voltage: 29.6VDC, 1.8A





Attention

1. Service Environment: 0-40°C
2. Unplug the power plug before cleaning, wipe the dust on surface with slight wet dishcloth when cleaning, be careful not to let the drops into the internal parts, not loose the connector.
3. The electric box contains electronic components, metals, plastics, wires etc., so dispose of it in accordance with each country's environmental legislation, not the general household waste.
4. Check carefully to ensure correct and complete assembly before using.
5. Be familiar with all functions and program settings of the product before first use.
6. Children are forbidden to play on the product because of unforeseen action when playing, so any dangerous consequences caused by this improper action will not be on
7. Slight noise caused by the V-ribbed belt or brake system due to structure will not have any effect on the use of the equipment.
8. Corrosive or abrasive materials are forbidden to clean the equipment. Must ensure that the cleaner used will not pollute the environment.
9. This appliance can be used by children aged from 8 years and above and persons with reduced physical, sensory or mental capabilities or lack of experience and knowledge if they have been given supervision or instruction concerning use of the appliance in a safe way and understand the hazards involved. Children shall not play with the appliance.
10. Cleaning and user maintenance shall not be made by children without supervision.
11. If the supply cord is damaged, it must be replaced by the manufacturer, its service agent or a similarly qualified person in order to avoid a hazard.
12. Please make sure there is no hazard sources in your operating environment. e.g., do not litter the tools around. Always be careful to treat the packaging materials in order to avoid any possible danger, e.g. plastic bag may lead to choking hazard to children.
13. Keep the original package of the equipment if necessary in case of the future use in transportation.